

### Main Features

- Intel® Ethernet Controller i350-AM2
- Dual port Power Sourcing Equipment (PSE) supports up to 57V(ADJ), 25.5 Watts max.
- Independent power input to 4266 IC
- Support AT and AF mode ,  
**IEEE 802.3 AF :**  
 Support 15.4W/port , 2 port up to 30W  
**IEEE 802.3 AT :**  
 Support 25.5W/port , 2 port up to 50W
- Quickly adds dual independent Gigabit Ethernet ports through an available PCI Express slot to server or desktop systems.
- Support IEEE 1588

### Product Overview

The PoE350D PoE NIC lets you add dual Gigabit Power over Ethernet ports through a single PCI Express slot. Each port can provide up to 25.5W of power, combining network data and power over a single Ethernet cable for reduced cable clutter and added convenience for remote PoE devices.


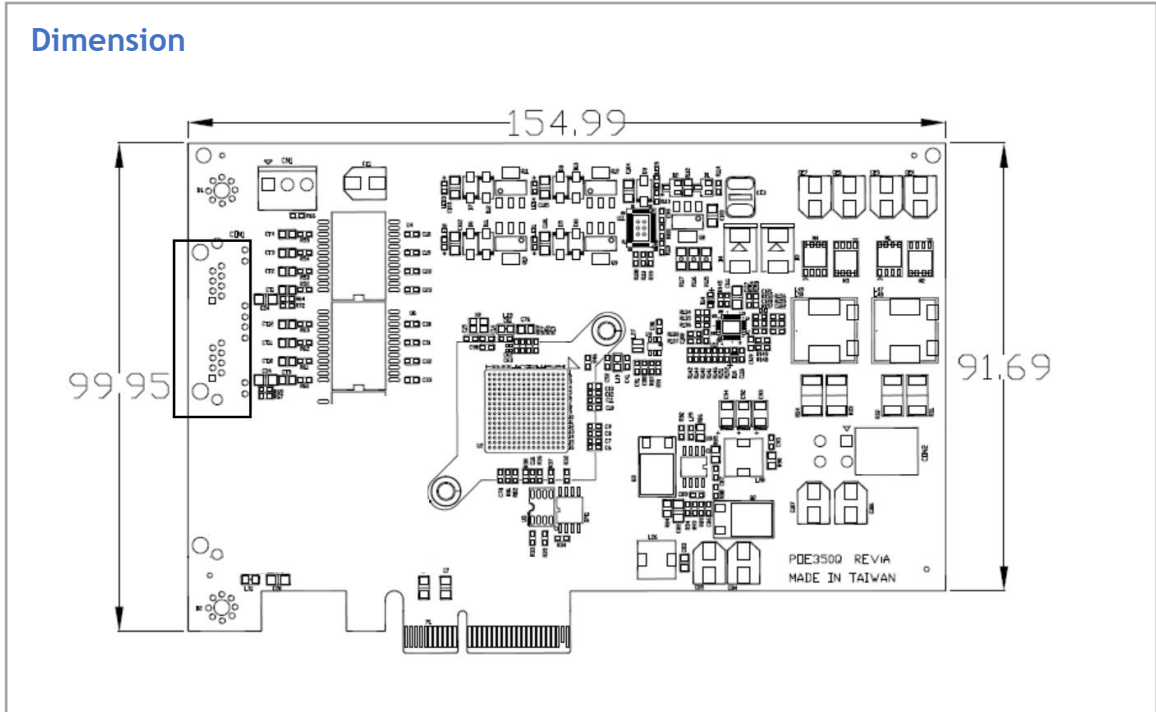
The PCI express PoE card supports the IEEE 802.3at standard for Power Sourcing Equipment (PSE), and can deliver up to 48V DC power to compliant Powered Devices (PD). This eliminates the need for a separate power source and data connection for PoE devices such as IP cameras, IP phones or wireless access points.

Suitable for any standard profile PCIe-enabled client, server or workstation, the PoE network card supports features such as Jumbo Frames (up to 9KB).

### Specifications

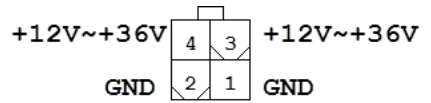
Chipset	Intel I350 Gigabit Controller
Bus Interface	PCI-Express x4 (x8 x16 PCI Express slots)
Whole Duplex	Compatible Whole Duplex and Half Duplex
Network Interface Type	RJ-45 Copper *2
Transmission Speed	10/100/1000Mbps
Power Requirement	12V~36V power input via 4pin STD ATX power connector (up to 50W at AT mode)
Compatibility	Complies with IEEE 802.3at, up to 25.5W at 57V per PoE port Complies with IEEE 802.3af, up to 15.4W at 48V per PoE port
Output PoE Power	Supplies total power up to 50W
Compatible Operating System	Windows 7 / 8 / 8.1 / 10
	Windows Server 2008 R2 / 2012 / 2012 R2 / 2008 / 2008 R2 / 2016
	Linux 2.3.9.6 More software/driver support: <a href="https://ark.intel.com/content/www/us/en/ark/products/52968/intel-ethernet-controller-i350-am2.html">https://ark.intel.com/content/www/us/en/ark/products/52968/intel-ethernet-controller-i350-am2.html</a>
Working Temperature	-10°C-55°C

## Dimension



CON2

### CON2 Power Input - Pin Definition



PIN	Description
1	GND
2	GND
3	+12V~+36V
4	+12V~+36V